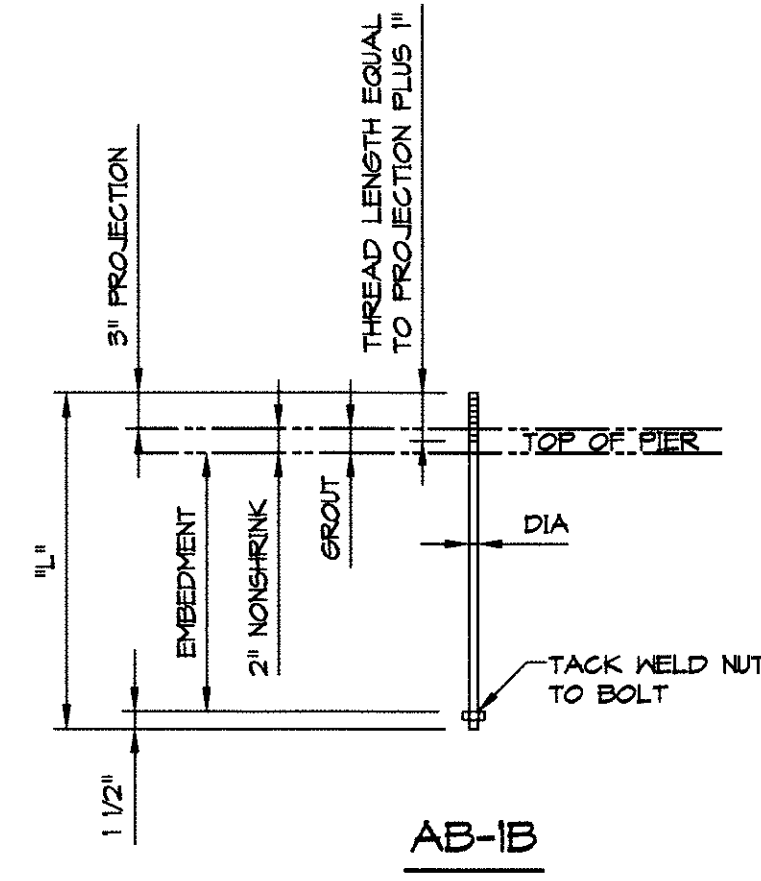
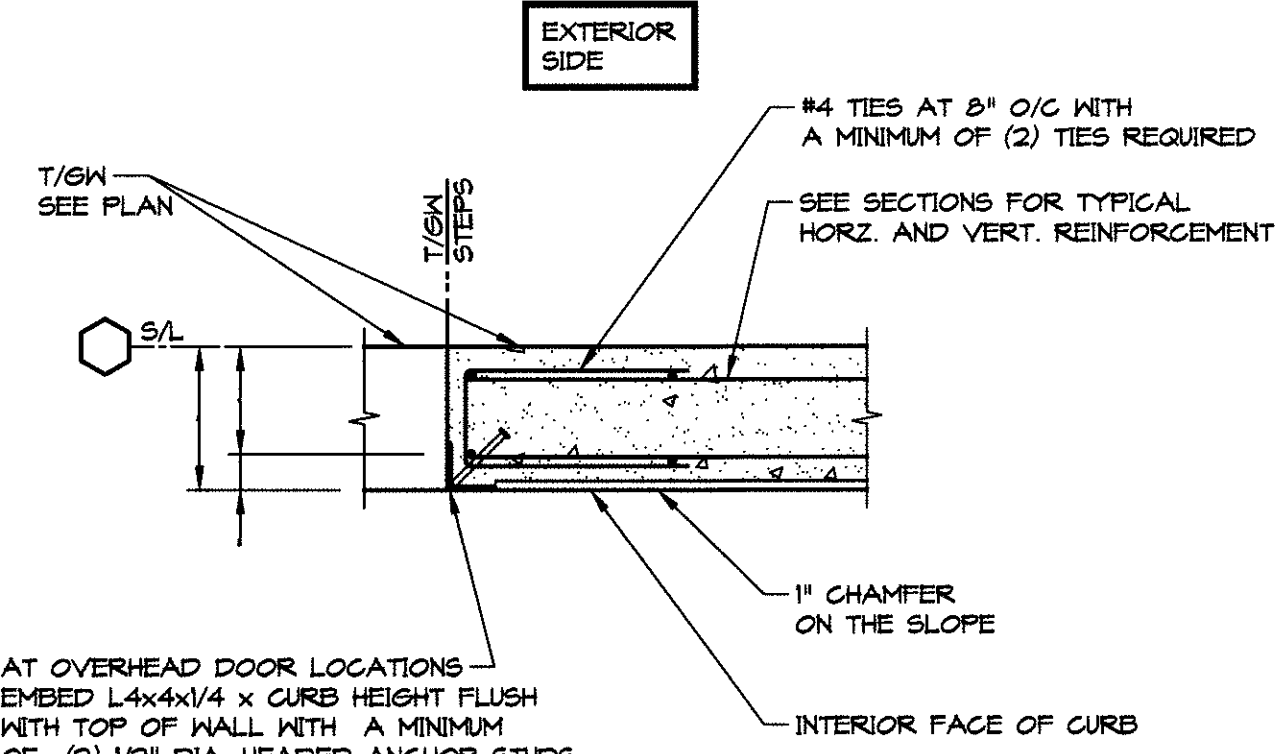


DIA	EMBEDMENT	L ¹
3/4"	1-5"	1-1 1/2"
7/8"	1-7"	2-1 1/2"
1"	1-10"	2-4 1/2"
1 1/8"	2-1"	2-7 1/2"
1 1/4"	2-3"	2-4 1/2"
1 1/2"	2-5"	3-2 1/2"
1 3/4"	3-2"	3-6 1/2"
2"	3-7"	4-1 1/2"



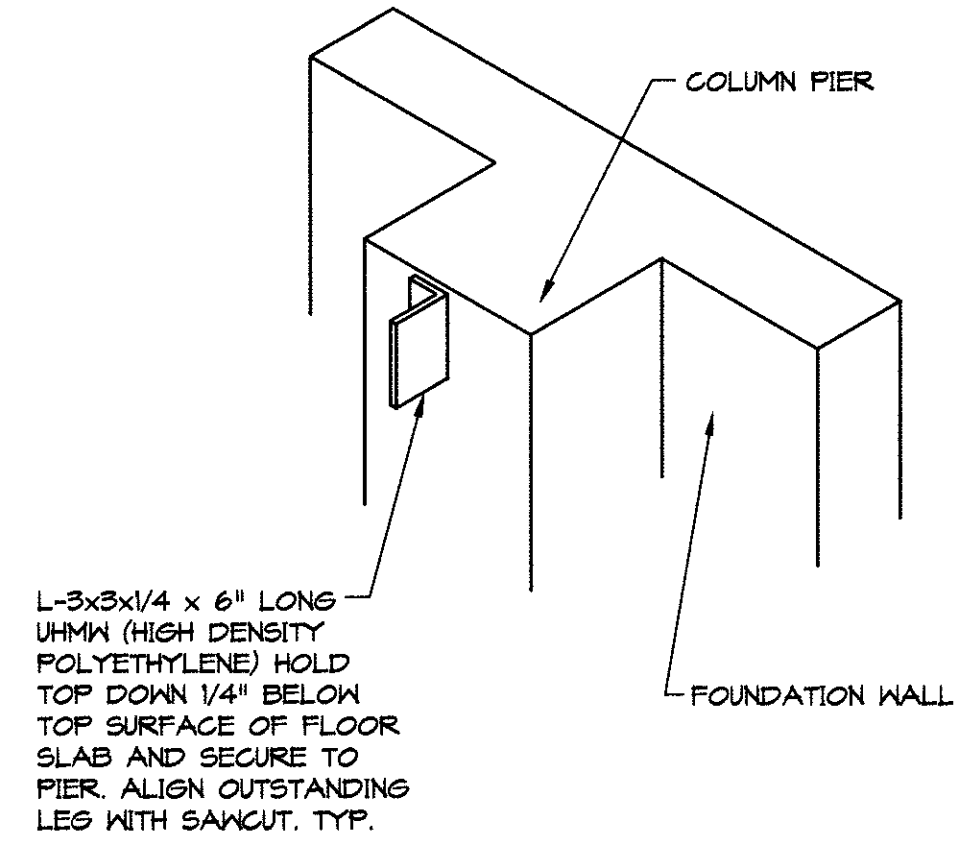
AB-1B

3/4" = 1'-0"



AT OVERHEAD DOOR LOCATIONS—
EMBED L4x4x1/4 x CURB HEIGHT FLUSH
WITH TOP OF WALL WITH A MINIMUM
OF (2) 1/2" DIA. HEADED ANCHOR STUDS.
MAXIMUM SPACING OF STUDS SHALL BE 1'-0" O/C
WITH A MAXIMUM DISTANCE FROM ENDS OF 3".

3/4" = 1'-0"



NO-SCALE

- 1 ANCHOR ROD 2
- 2 TYP GRADE WALL CONST @ CURB ENDS
- 3 TRENCH DRAIN & COL PIERS MEET SAWCUT
- 4

--	--	--	--

- 5
- 6
- 7
- 8

--	--	--	--

- 9
- 10
- 11
- 12



REV. NO. **S404**

REVISIONS

JOB NO. 40567
DATE 11/28/07
DRAWN BY DT
CHECKED BY MAC

GBC DESIGN, INC.
8878 W. Market St. Alton, OH 44888-8806
Phone 800-588-0286 Fax 800-588-0785

SAAD DEVELOPMENT CORPORATION
3601 SPRING HILL BUSINESS PARK, SUITE 200
MOBILE, AL 36608
PHONE: 251-478-7223
COPYRIGHT © 2007 SAAD DEVELOPMENT CORPORATION
All rights reserved. All other marks are the property of their respective owners.

BE
Browning Engineers Inc.
Structural Design Group
1000 W. MARKET STREET
CHARLOTTE, NORTH CAROLINA 28201
PH: 807-881

FEDEX GROUND STATESBORO, GA.
PACKAGE DISTRIBUTION CENTER
3400 ZELL MILLER PARKWAY
STATSBORO, GA. 30458
SECTIONS AND DETAILS

REV. NO. **S404**